

The Job Quality Mandate

Moving from a Low-Cost Labor Model to an Engineered Workforce Strategy

Based on the 2026 American Job Quality Study
and research by Jonathan H. Westover, PhD

HCI Human Capital Innovations

THE MACRO ILLUSION

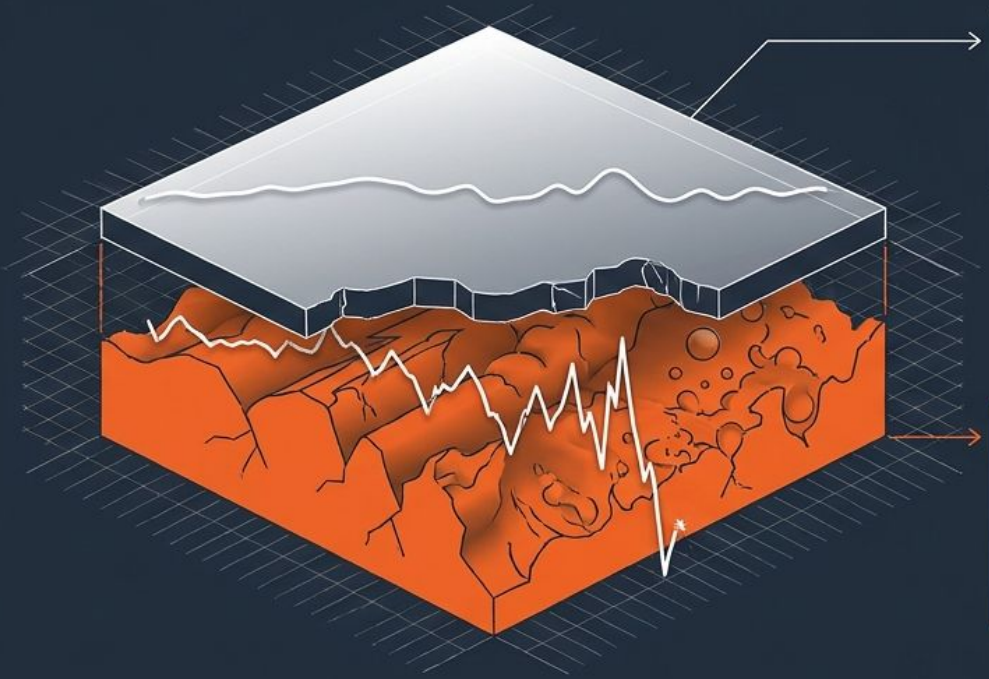

THE SURFACE

Macro-hiring numbers and low unemployment rates look stable. Workday (2026) reports voluntary turnover is holding at ~16% annually, with 70% of employees staying with their employer over two years.

THE SUBSURFACE

Staying is not thriving. Gallup (2026) reports U.S. engagement is flat at 31%, far below its 2020 peak. Among employees planning to stay, the likelihood to recommend their employer has dropped by up to 11 points.

Low quit rates in a cautious labor market mask latent turnover risk. Organizations confusing slow hiring markets with healthy jobs are building up invisible, structural costs.

HCI Human Capital Innovations

The 40% Reality and the Empathy Gap

Across the U.S., only 41% of workers (40% of employees) hold a job that meets minimum quality standards.

Manager / Leader Reality

52% hold a Quality Job



Predictable schedule



High voice & influence



Clear advancement path



Financial security

Frontline / Contributor Reality

36% hold a Quality Job

(Drops to 22% in Warehousing, 23% in Retail, 32% for Gen Z)



Fluctuating shifts



High surveillance



Stagnant growth



Financial strain
(31% overall, 56% in food service)

Leaders assess organizational health through the lens of their own high-quality jobs, creating a structural blind spot to frontline realities.

Human Capital Innovations

The Diagnostic Disconnect

	Engagement / Satisfaction	Job Quality (The Blueprint Focus)
What it is	Attitude (How people evaluate their job)	Condition (The structural reality they experience)
Who owns it	Human Resources	Operations and Line Leaders
How it's measured	Annual Surveys	System Data and Weekly Dashboards (schedules, pay, training access)
What it drives	Discretionary effort and enthusiasm	Base retention, physical health, and structural operational capability

Job Quality dictates the conditions. Satisfaction is merely the resulting attitude.

HCIO Human Capital Innovations

The Architecture of a Quality Job





The Gatekeeper Rule

To be classified as a "Quality Job," a role must score an average of 1.67 or higher across these dimensions. Crucially, if the Financial Well-being floor fails, the job is reclassified as non-quality, regardless of how high the other four metrics score.

Human Capital Innovations

The Cost of the Status Quo

Quality Jobs



Leak 1: 8% Annual Turnover

Leak 2: **$5,200** Average Annual Healthcare Outflow

Leak 3: 4 Missed Workdays (Illness/Injury)

Non-Quality Jobs

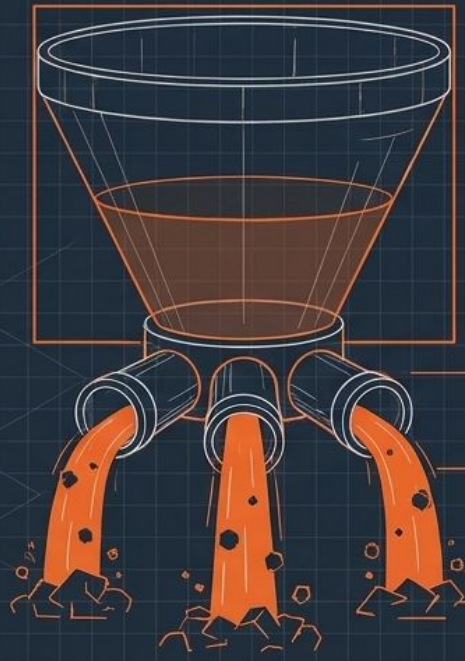

Red Flag: Employees in non-quality jobs have 3.4x higher odds of planning to leave in the next 12 months.

Leak 1: 15% Annual Turnover (Nearly double the risk)

Leak 2: **$6,200** Average Annual Healthcare Outflow

Leak 3: 5 Missed Workdays (Illness/Injury)

Bottom-Line Metric: Replacing a single frontline employee costs roughly 40% of their salary (rising to 80% for technical, 200% for managers). The 7% turnover gap is a massive, recurring operational bleed.

HCIO Human Capital Innovations

The Business Case for Better Jobs

The Scheduling Catalyst (Gap Inc. Field Experiment)

Eliminated on-call shifts + core part-time hours + shift swapping app → Improved Work Structure (70% start work at same time vs 49% control) → +3.3% Store Sales & +5.1% Labor Productivity

The Wage Catalyst (Fortune 500 Warehouse Natural Experiment)

Voluntary $15 minimum wage floor → Improved Financial Well-Being → -48% Departures, -19% Unexcused Absences, & +5.7% Output per Hour (productivity gains fully defrayed higher labor costs)

Synthesis: Job quality is not a cost center; it is a self-funding operational driver.

Human Capital Innovations

Playbook Pillar 1: The Financial Floor



1. Living-Cost Benchmarking

Peg firm-wide minimums to local living costs, not just lowest competitor rates.

(e.g., Bank of America's multi-year path to $25/hr by 2025).

2. Universal Paid Time Off

Ensure part-time staff have access to paid leave.

3. Adequate Hours

Prioritize offering current part-time staff a route to more hours before expanding the part-time pool.

Warning Indicator: Raising hourly pay fails if offset by slashed hours or heavier workloads. The floor must be absolute.

Human Capital Innovations

Playbook Pillar 2: **Schedule Stability**

Default Action: Schedule to the Hour (Just-in-time forecasting)

Engineered Action: Built-in Operational Predictability



1. The Two-Week Standard

Post schedules 14+ days ahead; late changes require managerial justification.

2. Shift Consistency

Standardize start/end times so employees can engineer their lives (childcare, transit).

3. Core Hours & Swapping

Give core part-time staff stable hour bases, and deploy worker-controlled shift-swapping tools (like the Gap Inc. experiment).

Case in Point: Mercadona (Spanish supermarket) achieves stable schedules not through HR rules, but by utilizing a heavily cross-trained, full-time workforce to absorb demand fluctuations across tasks, not hours.

HCIO Human Capital Innovations

Playbook Pillar 3: Respect as a Standard

Default Action:
Reactive HR Awareness Training

Engineered Action:
Relational Coordination System



Data Trigger: 27% of employees mistreated by supervisors are very likely to leave (highest turnover penalty). Customers are the top source of harassment (13%).

1. Customer Mistreatment Protocols

Give frontline workers clear authority to disengage from abusive customers with guaranteed managerial backing.

2. Gatekeeper Promotions

Supervisors must be evaluated on human treatment metrics prior to promotion, nullifying high short-term output achieved via toxicity.

3. Cross-Functional Routines

Build joint problem-solving across roles (e.g., Southwest Airlines' relational coordination between pilots, ramp workers, and gate agents for faster turnarounds).

HCI Human Capital Innovations

Playbook Pillar 4: Visible Growth

Data Trigger: Gen Z is most at risk (only 32% hold quality jobs, 23% switched employers last year). Yet, mentorship drastically boosts job satisfaction (48% vs 29% for non-participants).

Default Action:
Informal / Ad-Hoc Advancement

Engineered Action:
Visible Skills Pathways & Training Pipelines

1. Universal On-The-Job Training

Extend structured training beyond orientation for entry-level and frontline roles.

2. Skills-Based Progression

Tie pay steps directly to demonstrated skills, allowing advancement without mandatory role changes.

3. Default Internal Promotion

Make internal supervisor promotion the default, with public criteria. (e.g., QuikTrip, Walmart Academies, Costco's <5.5% post-year-one turnover).

Human Capital Innovations

Playbook Pillar 5: Agency & Voice



Default Action: Ceremonial Input / Post-Rollout Complaints

Engineered Action: Upstream Co-Design & Consultation

Data Trigger: 55% of employees want more influence over workplace technology than they currently have.

1. Upstream Deployment Consultation	2. Standing Joint Teams	3. Close the Loop
Mandate frontline involvement *before* rolling out new AI tools, software, or monitoring systems.	Deploy unit-level problem-solving teams with real operational authority (e.g., Kaiser Permanente's labor-management partnership).	Systematically report back to teams on what changes were adopted from their input, and explicitly explain why others were rejected.

Human Capital Innovations

The AI Catalyst: Multiplier or Crushing Weight?

Context: 28% of employees now use AI weekly. Currently, AI heavily favors the advantaged: 52% of regular AI users have quality jobs vs. 32% of non-users.

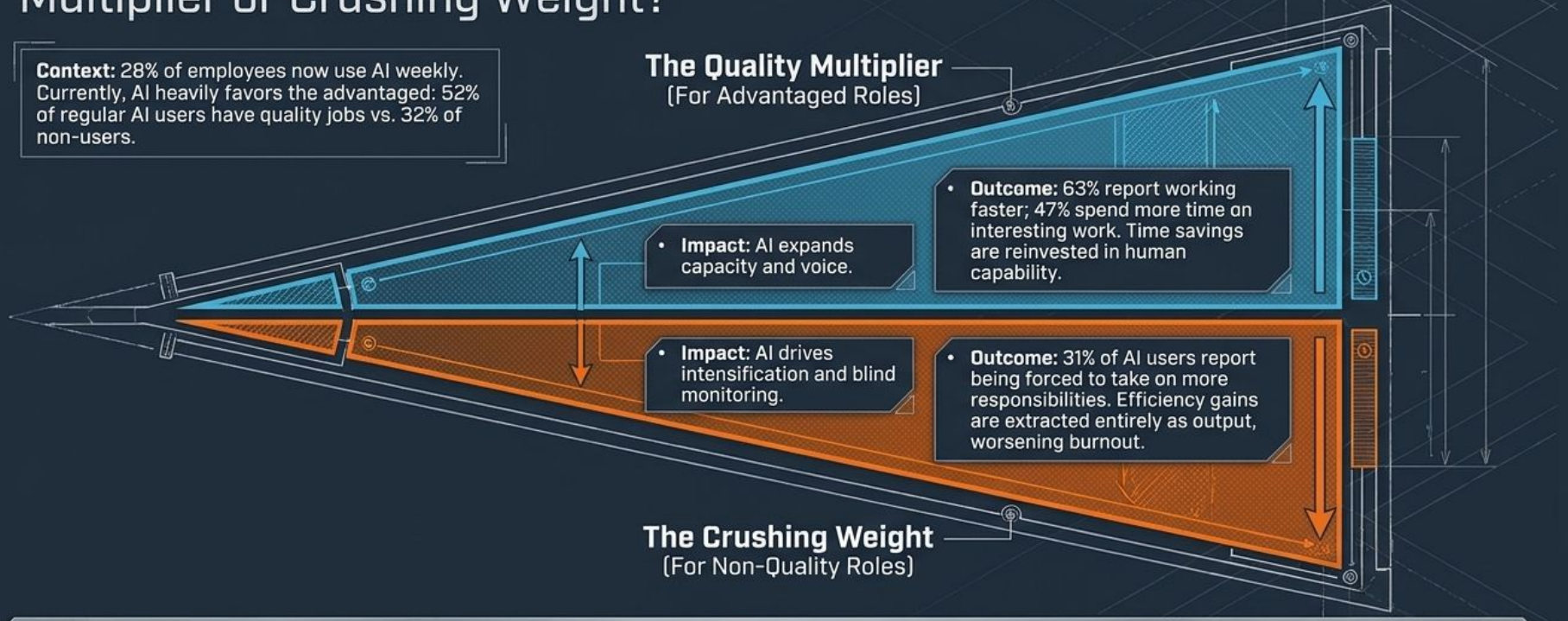

Imperative: Leaders must govern the 'AI Dividend' by sharing efficiency gains with the frontline via lower workloads and stable staffing.

HCIO Human Capital Innovations

The Operational Choice

The Low-Cost Labor Model	The Good Jobs Blueprint
Core Philosophy: Labor is a cost to be minimized.	**Core Philosophy:** Labor is an operational driver.
Staffing Strategy: Thin staffing, scheduled to the hour based on volatile demand forecasts.	**Staffing Strategy:** Standardized routines, empowered judgment, heavy cross-training.
System Design: Zero operational slack, fragmented tasks.	**System Design:** Slack built-in to absorb variation without cutting hours.
Accepted Outcome: High turnover accepted as the price of extreme flexibility; frequent stockouts and operational errors.	**Engineered Outcome:** Low turnover, high productivity, error reduction. (Adopted by Costco, Mercadona, Trader Joe's).

HCI Human Capital Innovations

The Job Quality Operating System



Synthesis:
These pillars do not work in isolation. You cannot have Schedule Stability without Cross-Training, and the entire system seizes if the Financial Floor collapses. Job quality is a labor deployment strategy, not an HR initiative.

Metrics to Track (Real-Time Operational Data)

Metric 1

% of workforce receiving schedules 14+ days in advance.



Metric 2

% of part-time staff with access to paid leave.



Metric 3

Participation rate in on-the-job training (by demographic/ role).



Metric 4

Financial strain index (measured directly by role and site).



Final Takeaway: Stop managing to low quit rates. Design operations for good jobs, measure conditions like a core business metric, and secure your **structural capability** for the future.

Human Capital Innovations