

The Dual Path to Organizational Resilience: Empathy & Discussion Leadership

Research reveals a "dual-path" pattern in workplace communication: **Empathy** creates the relational foundation for psychological safety, while **Discussion Leadership** provides the structural scaffolding that directly fosters adaptive attitudes and innovation. Organizations must develop both to build resilient, high-performing cultures.

THE RELATIONAL FOUNDATION: EMPATHY

The Strongest Predictor of Psychological Safety




Empathy creates the emotional trust required for employees to take interpersonal risks without fear.

43%
Fewer Medication Errors in High-Safety Units



When employees feel safe to speak up, error detection increases, preventable mistakes plummet, and turnover is reduced.

Developing "Emotional Literacy"



Skills are built through perspective-taking exercises, active listening, and validating others' emotional experiences.

Facilitating Collective Intelligence



Focuses on clarifying points, synthesizing perspectives, and ensuring balanced participation during dialogue.

35%
More Actionable Ideas via Facilitation







Meetings led by trained discussion leaders reach decisions 20% faster with higher innovation output and faster learning.

Direct Impact on Adaptive Attitudes



Discussion Leadership directly increases employee willingness to embrace change and learn new skills.

THE STRUCTURAL SCAFFOLDING: DISCUSSION LEADERSHIP

 <p>Communication Dimension</p>	<p>Primary Psychological Outcome & Organizational Benefit</p>
<p>Empathy</p>	<p>Psychological Safety  Reduced Turnover & Errors</p>
<p>Discussion Leadership</p>	<p>  Adaptive Attitudes  Faster Innovation & Learning</p>